

# Standard Chalk Boxes (regular-size)

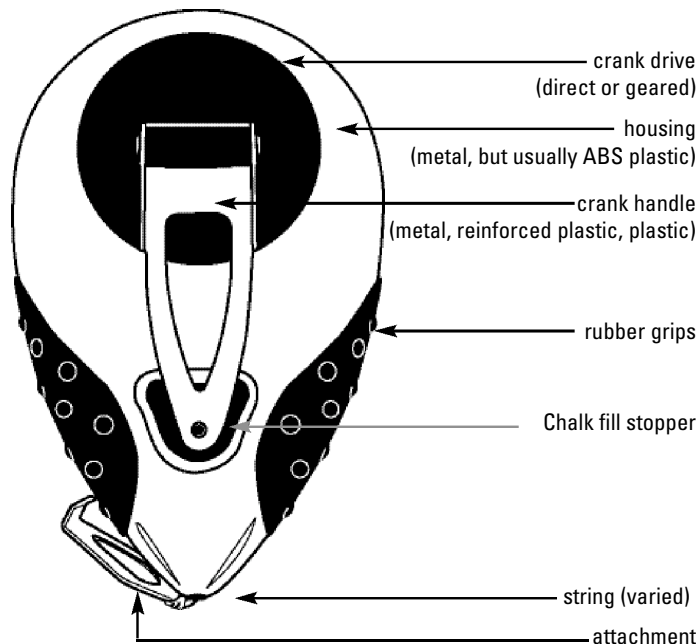
**Why this type?** Fits in your hand, tool belt, or even your glove box. Thin lines wherever and whenever you need them. Geared rewinds are a time saver. Braided lines are stronger and require fewer replacements.

## Applications

Concrete	Parking lot layout	Rafter layout
Roofing	Deck layout	Aluminum siding
Tiling	Planter layout	... and more!
Carpentry	Floor framing	
Dry wall	Stair layout	

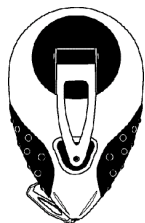
## String

• Thin lines for pin-point accuracy. This is the actual thickness of the line.

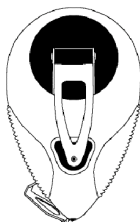


## Standard Chalk Boxes and Combos, p. 25:

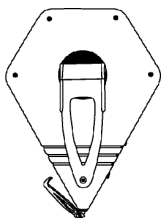
RWM1: Great feel, geared rewind metal box.



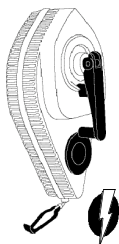
RWP1: Great feel, geared rewind plastic box.



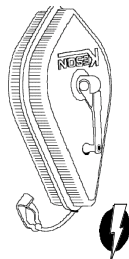
P100: Heavy-duty polycord, braided line.



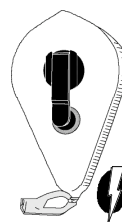
GB1: Geared rewind, a classic.



K1: Our basic metal box.



FB2: Economic option.



Combos

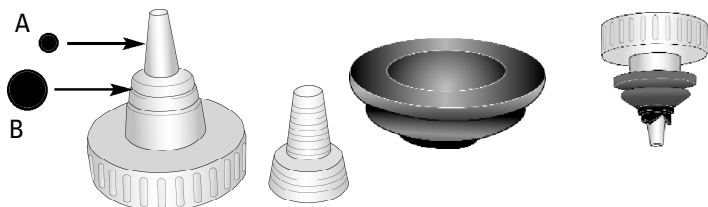


## Keson Quick-Fill/No-Spill System

Many of our chalk boxes come with a quick-fill/no-spill grommet.

All of our chalk bottles come with a "choose-your-fill-rate" bottle cap.

- Cut at or above the upper mark for small chalk boxes and a slower fill rate. (A)  
The cap will fit through the grommet easily.
- Cut at the lower mark for larger chalk boxes and a faster fill rate. (B)



**Why Keson Chalk boxes?  
Best value & most options!**

3 sizes, 5 string lengths, 2 speeds, 26 models

Highest quality & fantastic prices

For info on our 3 grades of chalk, see pp. 26 – 27.